
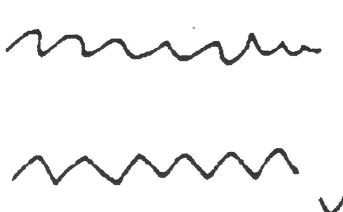
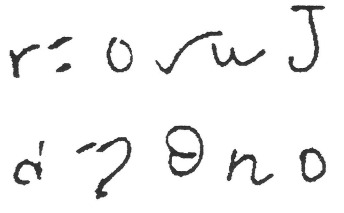



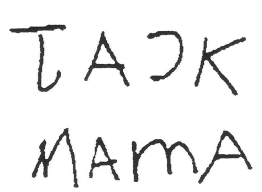
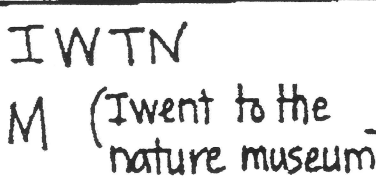


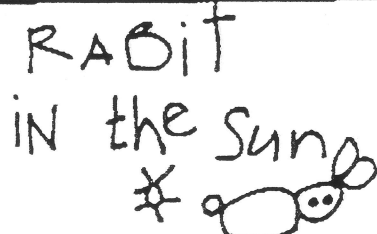
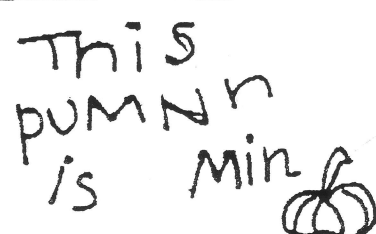


Evolution of a Child's Writing

Drawings are an important part of a child's writing and often a child will repeat the theme of her writing/drawing on many subsequent pages.

 <p>1. Scribble Stage starting point any place on the page</p>	 <p>2. Scribble left to right progression conventional</p>	 <p>3. Mock letters can be personal or</p>
 <p>4. Letter Strings left to right and progressively downwards</p>	 <p>5. Groups of letters with space in between to resemble words sound</p>	 <p>6. Picture Labeling matching beginning letter to the word</p>
 <p>7. Copies Environmental Print</p>	 <p>8. Uses First Letter of a Word to Represent the Word</p>	 <p>9. Uses Beginning Letter and Ending Letter to Represent the Word</p>
 <p>10. Hears Medial Sounds writes word with beginning, medial and ending letters</p>	 <p>11. Phrase Writing</p>	 <p>12. Whole Sentence Writing</p>